

FOURTH EDITION

HackMaster

GAMEMASTER'S CAMPAIGN RECORD



CAMPAIGN MANAGEMENT RESOURCE

IF YOU ENJOY THIS RESOURCE, LOOK FOR MORE HACKMASTER RELEASES FROM KENZER AND COMPANY.

25667 HILLVIEW COURT
MUNDELEIN, IL 60060

www.kenzerc.com



Campaign Definition Sheet

PERSONAL INFORMATION

This book belongs to: _____

Address: _____

City: _____ State: _____ Zip: _____

Phone Number: _____

Cell Phone Number: _____

Fax Number: _____

E-mail: _____

In Case of Emergency Notify: _____

Relationship: _____

Phone Number: _____

HMA Membership Number: _____

Report Lost or Stolen Campaign Records to the HMA.

The HackMaster Association (HMA) will award up to 50 Universal Point Scale points for information leading to the sanctioning of any HMA member who is found to have stolen a GameMaster's Campaign Record.

Character Specific Information

This campaign has been prepared for the following characters:

Character Name	Player Name
1) _____	_____
2) _____	_____
3) _____	_____
4) _____	_____
5) _____	_____
6) _____	_____
7) _____	_____
8) _____	_____
9) _____	_____
10) _____	_____

The players of these characters are in good standing with the HMA and are members of the following group:*

Group Name : _____

*If any of the characters and/or players listed above are currently on suspension, probation, double secret probation, or otherwise have a similar status with the HMA, note that here and provide an explanation:

CAMPAIGN DESIGN SPECIFICS

The Campaign was begun in (location): _____

Game Calendar: _____

Real Calendar: _____

Current Political Climate of the Region:

Beginning Rumors and Adventure Seeds:

- 1) _____
- 2) _____
- 3) _____
- 4) _____
- 5) _____
- 6) _____
- 7) _____
- 8) _____
- 9) _____
- 10) _____

Current Family, Merchant or Guild Rivalries

I _____ certify that the information contained herein regarding my HackMaster Campaign is true and correct to the best of my knowledge. As a HackMaster GameMaster I affirm that I embrace, support, and abide by the rules set forth in all HackMaster material, books, supplements, and adventures as well as any errata, amendments, or official instructions issued for the same or issued by the HackMaster Association. I will abide by the GM code of conduct and remain a fair and impartial referee for my HackMaster game at all times.

Signature: _____

Date: _____

HMA#: _____



GAMEMASTER'S CAMPAIGN RECORD

A HACKMASTER CAMPAIGN RESOURCE

* GAMEMASTER'S EYES ONLY *

Credits

Designed by: Jolly Blackburn and Brian Jelke

Edited by: Eric Engelhard

Additional Contributors: D. Andrew Ferguson, Paul Glozeris, Noah Kolman, David Kenzer, Don Morgan and Jarrett Sylvestre

Art Director: Bob Burke

Artist Liaison: Mark Plemmons

Graphic Design: Jennifer "Jiffy" Burke

Cover Artist: Brian Schomburg

Cover Colorist: Scott Kester

Garweeze Wurd Maps: Jolly Blackburn

Behind-the-Scenes: Jeff Abar, Jennifer Kenzer

HackTesting Manager: Jamie LaFountain

HackTesting: Barb Blackburn, Tracy Casper, Steve Johansson, David Kenzer, Noah Kolman, Don Morgan, Mark Plemmons, Travis Primmer, D. M. Zwerg

Hard Eight Enterprises Representative: Jo Jo Zeke

Contents

Introduction	2
Notable Events	2
Campaign Details Log	4
Player Character Registry	5
NPC Record Sheet	7
Encounter Log	9
Campaign Award Logs	10
Party Alignment Charting	11
Magic Items Log	12
Travel and Events Log	13
Loyalty Tracking Sheet	14
Player Character Performance Checklists	15
Honor Tracking Checklist	16
Generic Battle Sheet Counters	18
Monthly Calendar	19

A HackMaster Campaign Resource for HackMaster: The Role-Playing Game 4th Edition

© Copyright 2003 Kenzer and Company. All Rights Reserved.

HackMaster, the HackMaster logo, Hacklopedia of Beasts, the Kenzer and Company logo, GameMaster's Campaign Log, Gary Jackson, The Game Must Go On logo, the Hard Eight Enterprises logo and Hard Eight Enterprises are trademarks of Kenzer and Company.
© Copyright 2003 Kenzer and Company. All rights reserved.



Questions, Comments, Product Orders?
Kenzer and Company
25667 Hillview Court
Mundelein IL 60060

Phone: (847) 540-0029
Fax: (847) 540-8065
E-mail: questions@kenzerco.com
Visit our website: www.kenzerco.com

This book is protected under international treaties and copyright laws of the United States of America. No part of this book may be reproduced, without the express written consent of Kenzer and Company. Permission is granted to the purchaser of this product to reproduce sections of this book for personal use only. Sale or trade of such reproductions is strictly prohibited.

PUBLISHER'S NOTE:

This is a work of fiction. Names, characters, places and incidents either are the product of the author's imagination or are used fictitiously, and any resemblance to actual persons, living or dead, events or locales is entirely coincidental.

INTRODUCTION

Welcome to another fine supplement for the HackMaster™ 4th Edition Role-Playing Game (RPG). With this tool in your hands, you, the GameMaster, will be able to run your adventures and weave plots more seamlessly than you have ever done before. We have enlisted the aid of top GMs and created a detailed record book to help you track the events in your ever-unfolding story that is the HackMaster game.

HOW TO USE THIS BOOK

The first thing you should do when you are ready to start a new HackMaster campaign (or if you are adapting this record book to an existing campaign) is to look at the declaration on the inside front cover. Fill out this information completely in permanent ink. This documentation is essential for several reasons. The first reason is that if your campaign record ever gets lost or worse yet, falls into the wrong hands, this page is your lifeline that will help you get it back. Second, if in the course of sanctioned play it ever becomes necessary for the HackMaster Association to audit or review an appeal in your campaign, this page will give them both your contact information and the summary details of the campaign that are necessary for their evaluation.

The second thing you should do with this book is to read the following descriptions of the various sections and forms we are making available to you. This will help you understand how to use each piece of information presented here. You may make photocopies of the forms in this book for personal use.

PLAYER CHARACTER REGISTRY

Begin your campaign by filling out the Player Character Registry information. As a GameMaster it is essential that you know the key pieces of information associated with the player characters that will be stumbling through your carefully crafted adventures. Particularly important information to record is any penalties associated with quirks and flaws, critical hit disabilities and any other shred of information you can legitimately use as a tool to keep a player in line. You can use pencil to fill out these forms as some things may change frequently. For the Honor check boxes, we recommend that you indicate changes using a plus or minus mark inside the checkbox. However, we also recommend that you keep records on different versions of a player character as he advances through the campaign. This way you have a handy reference in case the original player character record sheet is ever lost or if the player character is somehow reduced in level, goes back in time or you otherwise need to know their past statistics. Keeping historical records like this will be a nice aid when you go back and begin to write that novel about your incredible campaign over the last ten years.

NON-PLAYER CHARACTER REGISTRY

A similar tool to the Player Character Registry is the Non-Player Character Registry. You need to define the details not only of the benevolent people who may assist the player characters on their quests, but also the people who might get in their way. Or worse yet, those who are actively trying to stop them or even kill them.

Use the Campaign Details Log to record names and the significance of people and places that you come up with "on the fly". If you need more detailed information on an NPC, such as an ally or a villain, use the NPC record sheet included in this booklet. Make additional copies for personal use as needed.

Designing a villain is much like designing a player character in that the first step you should take is to define a concept for the character. Do you want the character to be the head of a thieves' guild, a corrupt government official, a "schoolyard" bully or some other idea that fits into your campaign? The details for selecting statistics such as race, class, level and Ability Scores for a villainous character is beyond the scope of this book. Refer to the

GameMaster's Guide Chapter 11 for information on developing non-player characters. However, while you are determining the game information associated with a villain it is also important to consider the villain's motivations and personality to get a proper sense of how to role-play him. Just remember, when creating your non-player characters, be creative and have fun.

OTHER GM FORMS AND WORKSHEETS

After you have defined the characters that will begin the campaign (the good, the bad and the ugly), take a look at some of the other forms in this booklet. You may recognize some of them from the GameMaster's Guide but we have reprinted them here for your convenience and for the sake of completeness. Among these you will find a monster log, a campaign award log, a magic item log, a travel and events log, an NPC loyalty tracking worksheet, a player character supplemental experience point tracking sheet, a player character performance rating sheet, an Honor tracking worksheet, a generic battle sheet, and a full Fariadoran calendar as described on page 21 of the GameMaster's Guide for use in plotting the events of your campaign. If you use detailed weather reports in your campaign, feel free to record the daily local weather on the calendar and use it to track other important events you may want to remember on a yearly basis.

Here are a couple of notes on important items relating to the use of these worksheets. For the magic logsheet, be sure to assign each magic item you hand out a serial number and give that number to the player when he gets the item. This method of tracking is invaluable when the typical player comes back to you three adventures later and says, "Remember that potion I found in the Little Keep adventure? I'm going to drink it now." As a GameMaster you then secretly think to yourself, "Great. Now if I can only remember what it was." With the unique numerical tracking system and your diligent record keeping this will never be a problem again.

For the Honor worksheets feel free to go through them with the players after the gaming session has ended. It is best to do it while events are fresh in your mind and having the players provide their input can help jog your memory. Never let them force your hand on giving them credit where none is due. If done properly, this can be almost like a trial in which the player characters' actions are judged. The players can be advocates but **you** are the final arbiter.

It is best to go through the experience point award worksheets (both the monster sheets and the supplemental awards sheets) privately. Even so, you can poll the players for their thoughts on who deserves individual awards and why they do so you don't forget anything. The most important worksheet to go through privately is the character performance rating worksheet. This sheet requires your own opinions as to how well the character performed. In our experience, a low rating in this area is often a bitter pill to swallow for some thin-skinned players of the HackMaster game. And you don't want a player sob story to influence your sound and impartial judgement in this area. Even so, it is important to document the results of your thought process by using the worksheets should an HMA audit ever become necessary. After you have averaged the performance ratings for several sessions and provided the end result to the player for level advancement purposes, you may share the detailed findings with him if he has any questions. This will help the poorly performing player identify areas for improvement during his climb to next level without unduly influencing your evaluation, as the numbers will already be finalized by that time.

NOTABLE EVENTS

Throughout Aldrazar (a.k.a. Garweeze Wurld) there are numerous holidays, both religious and secular, observed by a variety of cultures. While the holidays can vary greatly from nation to nation, there are several that are practiced by many people or among several nations and as such they warrant special mention in discussing the calendar.

HOLIDAYS

DRAUPNIR GOLDUR

This religious holiday is also known as "The Kissing of the Ring" in the common tongue of man. It is practiced in reverence to Odin, the all-father, supreme ruler of the Gawds of Twilight Last. It is a church-imposed holiday in which all public figures are asked to kiss an adamantite ring that represents the ring Draupnir, worn by Odin himself. By this act, the rulers are meant to declare their allegiance to the Church of Odin and submit to his authority for the coming year. Individuals observe the event by getting together with family and making prayers of protection, hoping that Odin will watch over them for their loyalty. It is held every year on the first of Adnar'Kerz.

FEASTS OF ERDINBORG

The Feast(s) of Erdinborg is a week-long affair celebrating a religious unifier of ancient times. Erdinborg is supposed to have achieved the unification of several religions so that those of good alignment can now generally work and live in harmony. He is honored and revered by many temples and churches, although the exact practices in celebrating his achievements vary. Many, particularly the wealthy, take the opportunity to hold an elaborate series of banquets and entertainments. Some even forget the religious significance of the holiday and simply use it as an excuse to party. The festivities usually last for seven days beginning on Monz'Tera 11th.

GRONGER FEST

This week-long festival is known as a time of cleansing. People who recognize the event are supposed to put aside their vices and live a particularly pious life for the duration of the event. Afterwards, there is a big celebration with plenty of merriment. Certain towns may also place restrictions on livestock within their walls as it signifies the symbolic cleansing of the populace. Some localities are known to waive taxes and commerce fees during the celebration, making it a busy time for traders in addition to the many festivities that take place. The holiday begins on Haar'Kiev 9th.

THRAIN'S CALLING

The Crown of Thrain is an artifact of legend that allows a worthy character to ascend to gawdhood. After such an ascension, the Crown disappears and finds itself in a new resting place somewhere on Aldrazar. Thrain's Calling is a holy day in which the faithful pray that they may have the Crown delivered into their locality. The requirements to find and use the Crown remain great, but most humble commoners consider it an honor just to be in proximity to such a device and hope to perhaps gain a glimpse of divinity. The extra business that comes to town from pilgrims and adventurers seeking their place within destiny doesn't hurt either. It is observed on Kras'Kerz 24th.

KRYNDINZAR SEG HULT

This secular holiday is a remembrance of the huge destructive power of the forces of nature and the gawds that control them. Kryndinzar was a moon of Aldrazar that was destroyed thousands of years ago, but the legends of its passing and the destruction that followed live on in rhyme, song and story. Kryndinzar Seg Hult is a day of humble remembrance at the mortal nature of each ordinary inhabitant of Aldrazar. It is observed on Nardur'Kiev 20th.

SINDUG DIN

This celebration originated in elven cultures to commemorate the time when the dark elves were first driven underground. This has become an

important day for many races as it now symbolizes the apparent triumph of good over evil. Though nothing could be further from the truth, the people of Aldrazar like to convince themselves this is the case and beg the gawds with their prayers to protect them and help them maintain a peaceful way of life. Because of the meaning of the holiday, some wicked organizations, clans, or nations often choose this day upon which to impose their wrath on the pansy celebrants of Sindug Din. This day is celebrated on the fifth of Yurn'Sa.

CAPITAL DAY

This is a day celebrated in Fangaerie and among its allies. It commemorates the time when the capital of the Ragean Empire was transferred to the bustling City-State. This transition marked an end to tyrannical Imperial rule and the beginning of a brighter future for the citizens of the Eder Soult region. Capital Day is held during the summer and is often celebrated with outdoor festivals, jousts and other tournaments. Musicians and actors find much work during this holiday. Festivities are traditionally held around Sirn'Sa 18th.

GUILD DAY

This is a general holiday to satisfy the masses by pretending to recognize the importance of the working man in Aldrazar society. It is a day to honor and thank guild craftsmen and service providers for all the hard work they do. As one might expect, this holiday is very popular among commoners and the nobility grudgingly accepts it in order to avoid unnecessary friction between the classes. This day is generally on Blain'Sa 2nd.

FIRDIN NEER

Firdin Neer is a day when people practice a myriad of superstitious rituals to bring themselves good luck in the coming year. It is recognized in many different cultures and the roots of the traditions are sometimes shrouded in such a distant past that even learned sages debate their meaning. Firdin Neer is not really a day for celebration. It is a day in which one hopes that he is living his life right. It is also a day where one tries to avoid the sometimes cruel hand of the fates and the evil spirits that are said to bring bad luck. Some cultures decorate their homes with traditional region-specific adornments to try to keep away evil spirits while other cultures wear costumes and masks to disguise themselves from the evil spirits of bad luck should they come knocking at the door. It is observed on Quay'Tera 28th.

FLUR'MARS

One should note that 14 months of 28 days each comes to a 392-day year. The remaining two days are called "Flur'mars" which translates to "useless days." They were originally ignored simply for the sake of keeping the calendar nicely balanced with even days and months. This allows each day of the month to always fall on the same day of the week.

Flur'mars are considered days of ill conception. As such, these are considered days of non-activity. Very little planting, cooking or labor of any kind is performed except by servants or slaves. Although some will choose to conduct business as usual on Flur'mars, they will find themselves hampered because so many of their associates refuse to tempt fate.

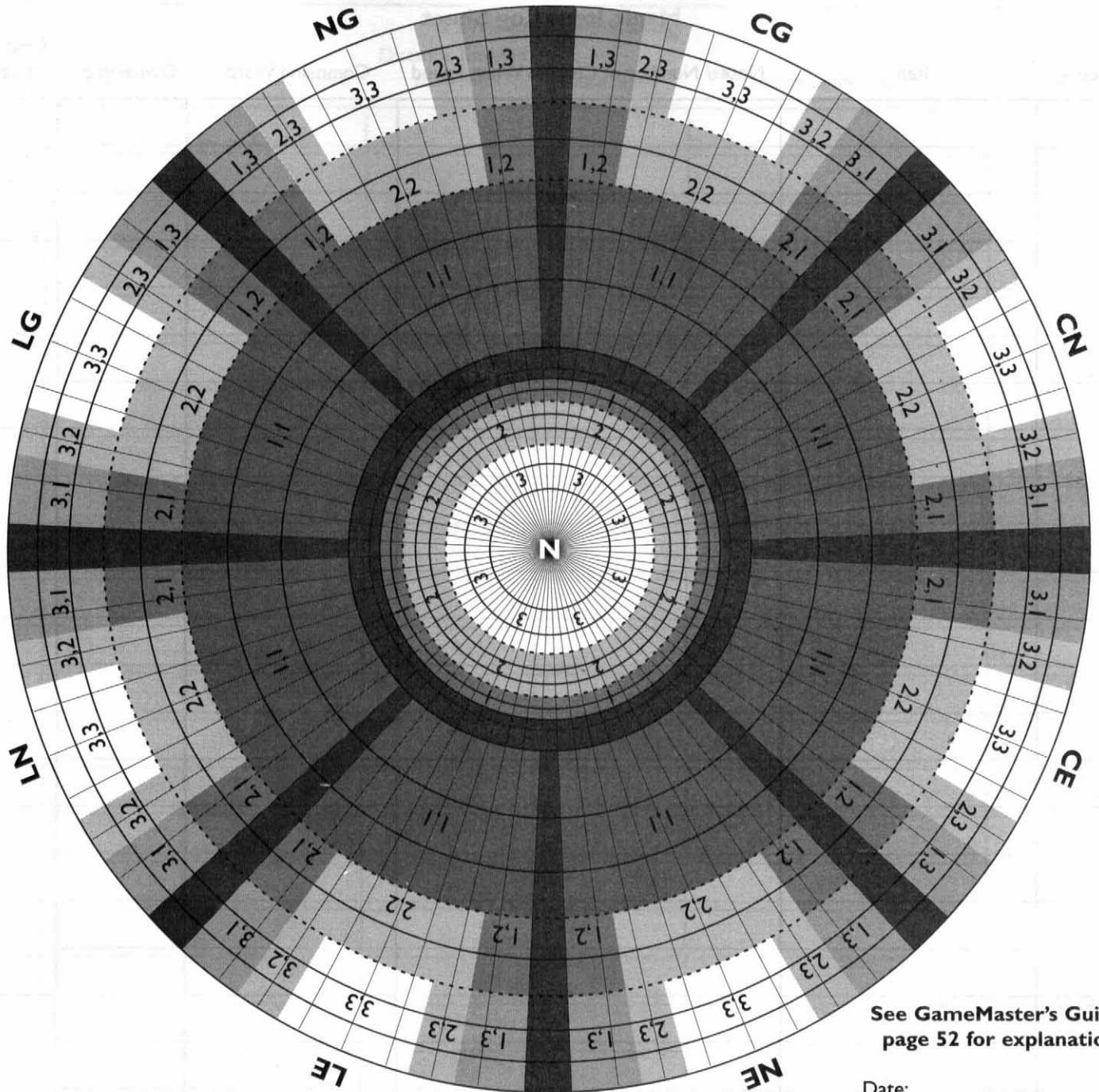
Flur'mars have no consideration in societal time keeping whatsoever. If a man says that he will return in seven days, and one of the Flur'mars falls within that period then he is not expected for eight days. One Flur'mar falls after the 28th day of Yurn'sa and one falls after the 28th day of Freta'kerz. For purposes of keeping track of game time for magical effects lasting on the order of days or the onset time of diseases, poisons and similar ills, the GM should count Flur'mars as real days since time passes normally during them. They are just not recognized by the calendar or society as "real" days.

<u>Character Name</u>	<u>Class</u>	<u>Race</u>	<u>Level</u>	<u>Align</u>	<u>Gender</u>	Player Name: _____	
<u>Strength</u>	<u>Dexterity</u>	<u>Constitution</u>	<u>Intelligence</u>	<u>Wisdom</u>	<u>Charisma</u>	<u>Comeliness</u>	
<u>Max. Hit Points</u>	<u>Threshold of Pain</u>	<u>Fatigue</u>	<u>Armor Class</u>	<u>Honor</u>	<u>Fame</u>		
Combat Notes			<input type="checkbox"/> <input type="checkbox"/> <input type="checkbox"/> <input type="checkbox"/> <input type="checkbox"/> <input type="checkbox"/> <input type="checkbox"/> <input type="checkbox"/> <input type="checkbox"/> <input type="checkbox"/> <input type="checkbox"/> <input type="checkbox"/>	TEMPORAL HONOR <input type="checkbox"/> <input type="checkbox"/> <input type="checkbox"/> <input type="checkbox"/> <input type="checkbox"/> <input type="checkbox"/> <input type="checkbox"/> <input type="checkbox"/> <input type="checkbox"/> <input type="checkbox"/> <input type="checkbox"/> <input type="checkbox"/> <input type="checkbox"/> <input type="checkbox"/> <input type="checkbox"/> <input type="checkbox"/> <input type="checkbox"/> <input type="checkbox"/> <input type="checkbox"/> <input type="checkbox"/> <input type="checkbox"/> <input type="checkbox"/> <input type="checkbox"/> <input type="checkbox"/>			
CRITICAL HIT-RELATED DISABILITIES							
INDIVIDUAL EXPERIENCE POINT AWARDS							

<u>Character Name</u>	<u>Class</u>	<u>Race</u>	<u>Level</u>	<u>Align</u>	<u>Gender</u>	Player Name: _____	
<u>Strength</u>	<u>Dexterity</u>	<u>Constitution</u>	<u>Intelligence</u>	<u>Wisdom</u>	<u>Charisma</u>	<u>Comeliness</u>	
<u>Max. Hit Points</u>	<u>Threshold of Pain</u>	<u>Fatigue</u>	<u>Armor Class</u>	<u>Honor</u>	<u>Fame</u>		
Combat Notes			<input type="checkbox"/> <input type="checkbox"/> <input type="checkbox"/> <input type="checkbox"/> <input type="checkbox"/> <input type="checkbox"/> <input type="checkbox"/> <input type="checkbox"/> <input type="checkbox"/> <input type="checkbox"/> <input type="checkbox"/> <input type="checkbox"/>	TEMPORAL HONOR <input type="checkbox"/> <input type="checkbox"/> <input type="checkbox"/> <input type="checkbox"/> <input type="checkbox"/> <input type="checkbox"/> <input type="checkbox"/> <input type="checkbox"/> <input type="checkbox"/> <input type="checkbox"/> <input type="checkbox"/> <input type="checkbox"/> <input type="checkbox"/> <input type="checkbox"/> <input type="checkbox"/> <input type="checkbox"/> <input type="checkbox"/> <input type="checkbox"/> <input type="checkbox"/> <input type="checkbox"/> <input type="checkbox"/>			
CRITICAL HIT-RELATED DISABILITIES							
INDIVIDUAL EXPERIENCE POINT AWARDS							

<u>Character Name</u>	<u>Class</u>	<u>Race</u>	<u>Level</u>	<u>Align</u>	<u>Gender</u>	Player Name: _____	
<u>Strength</u>	<u>Dexterity</u>	<u>Constitution</u>	<u>Intelligence</u>	<u>Wisdom</u>	<u>Charisma</u>	<u>Comeliness</u>	
<u>Max. Hit Points</u>	<u>Threshold of Pain</u>	<u>Fatigue</u>	<u>Armor Class</u>	<u>Honor</u>	<u>Fame</u>		
Combat Notes			<input type="checkbox"/> <input type="checkbox"/> <input type="checkbox"/> <input type="checkbox"/> <input type="checkbox"/> <input type="checkbox"/> <input type="checkbox"/> <input type="checkbox"/> <input type="checkbox"/> <input type="checkbox"/> <input type="checkbox"/> <input type="checkbox"/>	TEMPORAL HONOR <input type="checkbox"/> <input type="checkbox"/> <input type="checkbox"/> <input type="checkbox"/> <input type="checkbox"/> <input type="checkbox"/> <input type="checkbox"/> <input type="checkbox"/> <input type="checkbox"/> <input type="checkbox"/> <input type="checkbox"/> <input type="checkbox"/> <input type="checkbox"/> <input type="checkbox"/> <input type="checkbox"/> <input type="checkbox"/> <input type="checkbox"/> <input type="checkbox"/> <input type="checkbox"/> <input type="checkbox"/> <input type="checkbox"/>			
CRITICAL HIT-RELATED DISABILITIES							
INDIVIDUAL EXPERIENCE POINT AWARDS							

<u>Character Name</u>	<u>Class</u>	<u>Race</u>	<u>Level</u>	<u>Align</u>	<u>Gender</u>	Player Name: _____	
<u>Strength</u>	<u>Dexterity</u>	<u>Constitution</u>	<u>Intelligence</u>	<u>Wisdom</u>	<u>Charisma</u>	<u>Comeliness</u>	
<u>Max. Hit Points</u>	<u>Threshold of Pain</u>	<u>Fatigue</u>	<u>Armor Class</u>	<u>Honor</u>	<u>Fame</u>		
Combat Notes			<input type="checkbox"/> <input type="checkbox"/> <input type="checkbox"/> <input type="checkbox"/> <input type="checkbox"/> <input type="checkbox"/> <input type="checkbox"/> <input type="checkbox"/> <input type="checkbox"/> <input type="checkbox"/> <input type="checkbox"/> <input type="checkbox"/>	TEMPORAL HONOR <input type="checkbox"/> <input type="checkbox"/> <input type="checkbox"/> <input type="checkbox"/> <input type="checkbox"/> <input type="checkbox"/> <input type="checkbox"/> <input type="checkbox"/> <input type="checkbox"/> <input type="checkbox"/> <input type="checkbox"/> <input type="checkbox"/> <input type="checkbox"/> <input type="checkbox"/> <input type="checkbox"/> <input type="checkbox"/> <input type="checkbox"/> <input type="checkbox"/> <input type="checkbox"/> <input type="checkbox"/> <input type="checkbox"/>			
CRITICAL HIT-RELATED DISABILITIES							
INDIVIDUAL EXPERIENCE POINT AWARDS							



See GameMaster's Guide page 52 for explanation.

Date: _____

Determination of Party Alignment Worksheet

Character Name	Alignment	Level	Charisma Reaction Adj.	Alignment Modifier	(Law/Chaos) AS	(Good/Evil) AS	Party Align. Ratio
1) _____	(L/N/C)	_____	_____	_____	_____	_____	_____
2) _____	(G/N/E)	_____	_____	_____	_____	_____	_____
3) _____	(L/N/C)	_____	_____	_____	_____	_____	_____
4) _____	(G/N/E)	_____	_____	_____	_____	_____	_____
5) _____	(L/N/C)	_____	_____	_____	_____	_____	_____
6) _____	(G/N/E)	_____	_____	_____	_____	_____	_____
Numerator Total	(L/N/C)	_____	_____	_____	_____	_____	_____
Demoninator Total	(G/N/E)	_____	_____	_____	_____	_____	_____

____ L/C
____ G/E

I	2	3	4	5	6	7
8	9	10	11	12	13	14
15	16	17	18	19	20	21
22	23	24	25	26	27	28

HAAR'KIEV

YEAR:

First Month of the Year

I	2	3	4	5	6	7
8	9	10	11	12	13	14
15	16	17	18	19	20	21
22	23	24	25	26	27	28

SA'MAR

TU'MAR

QUAY'MAR

RUN'MAR

ARA'MAR

GART'MAR

PIN'MAR

I (A) (B) (S) New Year's Day 1st day of Spring 1/393	2 (A) (B) (S) 2/392	3 (A) (B) (S) 3/391	4 (A) (B) (S) 4/390	5 (A) (B) (S) 5/389	6 (A) (B) (S) 6/388	7 (A) (B) (S) 7/387
8 (A) (B) (S) 8/386	9 (A) (B) (S) Gronger Fest begins 9/385	10 (A) (B) (S) 10/384	11 (A) (B) (S) 11/383	12 (A) (B) (S) 12/382	13 (A) (B) (S) 13/381	14 (A) (B) (S) 14/380
15 (A) (B) (S) Gronger Fest ends 15/379	16 (A) (B) (S) 16/378	17 (A) (B) (S) 17/377	18 (A) (B) (S) 18/376	19 (A) (B) (S) 19/375	20 (A) (B) (S) 20/374	21 (A) (B) (S) 21/373
22 (A) (B) (S) 22/372	23 (A) (B) (S) 23/371	24 (A) (B) (S) 24/370	25 (A) (B) (S) 25/369	26 (A) (B) (S) 26/368	27 (A) (B) (S) 27/367	28 (A) (B) (S) 28/366

Notes/Events:

(A) = Arlora (B) = Bardra'Kar (S) = Shadara

- Full Moon
- 1st Quarter Waning
- Half Moon Waning
- 2nd Quarter Waning
- New Moon
- 1st Quarter Waxing
- Half Moon Waxing
- 2nd Quarter Waxing

TOMAR'KIEV

YEAR: 2537

Fourth Month of the Year

I	2	3	4	5	6	7
8	9	10	11	12	13	14
15	16	17	18	19	20	21
22	23	24	25	26	27	28

I	2	3	4	5	6	7
8	9	10	11	12	13	14
15	16	17	18	19	20	21
22	23	24	25	26	27	28

SA'MAR

TU'MAR

QUAY'MAR

RUN'MAR

ARA'MAR









GART'MAR

PIN'MAR

I (A) (B) (S)	2 (A) (B) (S)	3 (A) (B) (S)	4 (A) (B) (S)	5 (A) (B) (S)	6 (A) (B) (S)	7 (A) (B) (S)
85/309	86/308	87/307	88/306	89/305	90/304	91/303
8 (A) (B) (S)	9 (A) (B) (S)	10 (A) (B) (S)	11 (A) (B) (S)	12 (A) (B) (S)	13 (A) (B) (S)	14 (A) (B) (S)
92/302	93/301	94/300	95/299	96/298	97/297	98/296
15 (A) (B) (S)	16 (A) (B) (S)	17 (A) (B) (S)	18 (A) (B) (S)	19 (A) (B) (S)	20 (A) (B) (S)	21 (A) (B) (S)
99/295 1st day of Summer	100/294	101/293	102/292	103/291	104/290	105/289
22 (A) (B) (S)	23 (A) (B) (S)	24 (A) (B) (S)	25 (A) (B) (S)	26 (A) (B) (S)	27 (A) (B) (S)	28 (A) (B) (S)
106/288	107/287	108/286	109/285	110/284	111/283	112/282

Notes/Events:

(A) = Arlora (B) = Bardra'Kar (S) = Shadara

-  Full Moon
-  New Moon
-  1st Quarter Waning
-  1st Quarter Waxing
-  Half Moon Waning
-  Half Moon Waxing
-  2nd Quarter Waning
-  2nd Quarter Waxing

BLAIN'SA

I	2	3	4	5	6	7
8	9	10	11	12	13	14
15	16	17	18	19	20	21
22	23	24	25	26	27	28

YURN'SA

I	2	3	4	5	6	7
8	9	10	11	12	13	14
15	16	17	18	19	20	21
22	23	24	25	26	27	28

SIRN'SA

YEAR: 1071

Sixth Month of the Year

SA'MAR

TU'MAR

QUAY'MAR

RUN'MAR

ARA'MAR









GART'MAR

PIN'MAR

I (A) (B) (S) 141/253	2 (A) (B) (S) 142/252	3 (A) (B) (S) 143/251	4 (A) (B) (S) 144/250	5 (A) (B) (S) 145/249	6 (A) (B) (S) 146/248	7 (A) (B) (S) 147/247
8 (A) (B) (S) 148/246	9 (A) (B) (S) 149/245	10 (A) (B) (S) 150/244	11 (A) (B) (S) 151/243	12 (A) (B) (S) 152/242	13 (A) (B) (S) 153/241	14 (A) (B) (S) 154/240
15 (A) (B) (S) 155/239	16 (A) (B) (S) 156/238	17 (A) (B) (S) 157/237	18 (A) (B) (S) Capital Day festivities 158/236	19 (A) (B) (S) 159/235	20 (A) (B) (S) 160/234	21 (A) (B) (S) 161/233
22 (A) (B) (S) 162/232	23 (A) (B) (S) 163/231	24 (A) (B) (S) 164/230	25 (A) (B) (S) 165/229	26 (A) (B) (S) 166/228	27 (A) (B) (S) 167/227	28 (A) (B) (S) 168/226

Notes/Events:

(A) = Arlora (B) = Bardra'Kar (S) = Shadara

-  Full Moon
-  1st Quarter Waning
-  Half Moon Waning
-  2nd Quarter Waning
-  New Moon
-  1st Quarter Waxing
-  Half Moon Waxing
-  2nd Quarter Waxing

MONZ'TERA

YEAR:

Eighth Month of the Year

I	2	3	4	5	6	7
8	9	10	11	12	13	14
15	16	17	18	19	20	21
22	23	24	25	26	27	28

I	2	3	4	5	6	7
8	9	10	11	12	13	14
15	16	17	18	19	20	21
22	23	24	25	26	27	28

FLOR'MAR

SA'MAR

TU'MAR

QUAY'MAR

RUN'MAR

ARA'MAR









GART'MAR

PIN'MAR

I (A) (B) (S) Mid Years 1st day of Autumn 198/196	2 (A) (B) (S) 199/195	3 (A) (B) (S) 200/194	4 (A) (B) (S) 201/193	5 (A) (B) (S) 202/192	6 (A) (B) (S) 203/191	7 (A) (B) (S) 204/190
8 (A) (B) (S) 205/189	9 (A) (B) (S) 206/188	10 (A) (B) (S) 207/187	11 (A) (B) (S) Feasts of Erdinborg begin 208/186	12 (A) (B) (S) 209/185	13 (A) (B) (S) 210/184	14 (A) (B) (S) 211/183
15 (A) (B) (S) 212/182	16 (A) (B) (S) 213/181	17 (A) (B) (S) Feasts of Erdinborg end 214/180	18 (A) (B) (S) 215/179	19 (A) (B) (S) 216/178	20 (A) (B) (S) 217/177	21 (A) (B) (S) 218/176
22 (A) (B) (S) 219/175	23 (A) (B) (S) 220/174	24 (A) (B) (S) 221/173	25 (A) (B) (S) 222/172	26 (A) (B) (S) 223/171	27 (A) (B) (S) 224/170	28 (A) (B) (S) 225/169

Notes/Events:

(A) = Arlora (B) = Bardra'Kar (S) = Shadara

-  Full Moon
-  New Moon
-  1st Quarter Waning
-  1st Quarter Waxing
-  Half Moon Waning
-  Half Moon Waxing
-  2nd Quarter Waning
-  2nd Quarter Waxing

QUAY'TERA

I	2	3	4	5	6	7
8	9	10	11	12	13	14
15	16	17	18	19	20	21
22	23	24	25	26	27	28

ADNAR'KERZ

I	2	3	4	5	6	7
8	9	10	11	12	13	14
15	16	17	18	19	20	21
22	23	24	25	26	27	28

TARN'TERA

YEAR: 2025

Eleventh Month of the Year

SA'MAR

TU'MAR

QUAY'MAR

RUN'MAR

ARA'MAR









GART'MAR

PIN'MAR

1 (A) (B) (S) 282/112	2 (A) (B) (S) 283/111	3 (A) (B) (S) 284/110	4 (A) (B) (S) 285/109	5 (A) (B) (S) 286/108	6 (A) (B) (S) 287/107	7 (A) (B) (S) 288/106
8 (A) (B) (S) 289/105	9 (A) (B) (S) 290/104	10 (A) (B) (S) 291/103	11 (A) (B) (S) 292/102	12 (A) (B) (S) 293/101	13 (A) (B) (S) 294/100	14 (A) (B) (S) 295/99
15 (A) (B) (S) 1st day of Winter 296/98	16 (A) (B) (S) 297/97	17 (A) (B) (S) 298/96	18 (A) (B) (S) 299/95	19 (A) (B) (S) 300/94	20 (A) (B) (S) 301/93	21 (A) (B) (S) 302/92
22 (A) (B) (S) 303/91	23 (A) (B) (S) 304/90	24 (A) (B) (S) 305/89	25 (A) (B) (S) 306/88	26 (A) (B) (S) 307/87	27 (A) (B) (S) 308/86	28 (A) (B) (S) 309/85

Notes/Events:

(A) = Arlora (B) = Bardra'Kar (S) = Shadara

-  Full Moon
-  1st Quarter Waning
-  Half Moon Waning
-  2nd Quarter Waning
-  New Moon
-  1st Quarter Waxing
-  Half Moon Waxing
-  2nd Quarter Waxing

ADNAR'KERZ

YEAR:

Twelfth Month of the Year

I	2	3	4	5	6	7
8	9	10	11	12	13	14
15	16	17	18	19	20	21
22	23	24	25	26	27	28

I	2	3	4	5	6	7
8	9	10	11	12	13	14
15	16	17	18	19	20	21
22	23	24	25	26	27	28

SA'MAR

TU'MAR

QUAY'MAR

RUN'MAR

ARA'MAR

GART'MAR

PIN'MAR

I (A) (B) (S) <i>Draupnir Goldur observed</i> 310/84	2 (A) (B) (S) 311/83	3 (A) (B) (S) 312/82	4 (A) (B) (S) 313/81	5 (A) (B) (S) 314/80	6 (A) (B) (S) 315/79	7 (A) (B) (S) 316/78
8 (A) (B) (S) 317/77	9 (A) (B) (S) 318/76	10 (A) (B) (S) 319/75	11 (A) (B) (S) 320/74	12 (A) (B) (S) 321/73	13 (A) (B) (S) 322/72	14 (A) (B) (S) 323/71
15 (A) (B) (S) 324/70	16 (A) (B) (S) 325/69	17 (A) (B) (S) 326/68	18 (A) (B) (S) 327/67	19 (A) (B) (S) 328/66	20 (A) (B) (S) 329/65	21 (A) (B) (S) 330/64
22 (A) (B) (S) 331/63	23 (A) (B) (S) 332/62	24 (A) (B) (S) 333/61	25 (A) (B) (S) 334/60	26 (A) (B) (S) 335/59	27 (A) (B) (S) 336/58	28 (A) (B) (S) 337/57

Notes/Events:

(A) = Arlora (B) = Bardra'Kar (S) = Shadara

- Full Moon
- 1st Quarter Waning
- Half Moon Waning
- 2nd Quarter Waning
- New Moon
- 1st Quarter Waxing
- Half Moon Waxing
- 2nd Quarter Waxing

KRAS'KERZ

HAAR'KIEV

FRETA'KERZ

YEAR:

Fourteenth Month of the Year

1	2	3	4	5	6	7
8	9	10	11	12	13	14
15	16	17	18	19	20	21
22	23	24	25	26	27	28

1	2	3	4	5	6	7
8	9	10	11	12	13	14
15	16	17	18	19	20	21
22	23	24	25	26	27	28

SA'MAR

TU'MAR

QUAY'MAR

RUN'MAR

ARA'MAR

GART'MAR

PIN'MAR

1 (A) (B) (S) 366/28	2 (A) (B) (S) 367/27	3 (A) (B) (S) 368/26	4 (A) (B) (S) 369/25	5 (A) (B) (S) 370/24	6 (A) (B) (S) 371/23	7 (A) (B) (S) 372/22
8 (A) (B) (S) 373/21	9 (A) (B) (S) 374/20	10 (A) (B) (S) 375/19	11 (A) (B) (S) 376/18	12 (A) (B) (S) 377/17	13 (A) (B) (S) 378/16	14 (A) (B) (S) 379/15
15 (A) (B) (S) 380/14	16 (A) (B) (S) 381/13	17 (A) (B) (S) 382/12	18 (A) (B) (S) 383/11	19 (A) (B) (S) 384/10	20 (A) (B) (S) 385/09	21 (A) (B) (S) 386/08
22 (A) (B) (S) 387/07	23 (A) (B) (S) 388/06	24 (A) (B) (S) 389/05	25 (A) (B) (S) 390/04	26 (A) (B) (S) 391/03	27 (A) (B) (S) 392/02	28 (A) (B) (S) 393/01

Flur'Mar

Notes/Events:

394/00

(A) = Arlora (B) = Bardra'Kar (S) = Shadara

- Full Moon
- 1st Quarter Waning
- Half Moon Waning
- 2nd Quarter Waning
- New Moon
- 1st Quarter Waxing
- Half Moon Waxing
- 2nd Quarter Waxing

YEARLY CALENDAR

HAAR'KIEV

1	2	3	4	5	6	7
8	9	10	11	12	13	14
15	16	17	18	19	20	21
22	23	24	25	26	27	28

JEVAR'KIEV

1	2	3	4	5	6	7
8	9	10	11	12	13	14
15	16	17	18	19	20	21
22	23	24	25	26	27	28

NARDUR'KIEV

1	2	3	4	5	6	7
8	9	10	11	12	13	14
15	16	17	18	19	20	21
22	23	24	25	26	27	28

TOMAR'KIEV

1	2	3	4	5	6	7
8	9	10	11	12	13	14
15	16	17	18	19	20	21
22	23	24	25	26	27	28

BLAIN'SA

1	2	3	4	5	6	7
8	9	10	11	12	13	14
15	16	17	18	19	20	21
22	23	24	25	26	27	28

SIRN'SA

1	2	3	4	5	6	7
8	9	10	11	12	13	14
15	16	17	18	19	20	21
22	23	24	25	26	27	28

YURN'SA

1	2	3	4	5	6	7
8	9	10	11	12	13	14
15	16	17	18	19	20	21
22	23	24	25	26	27	28

MONZ'TERA

1	2	3	4	5	6	7
8	9	10	11	12	13	14
15	16	17	18	19	20	21
22	23	24	25	26	27	28

BARZ'TERA

1	2	3	4	5	6	7
8	9	10	11	12	13	14
15	16	17	18	19	20	21
22	23	24	25	26	27	28

QUAY'TERA

1	2	3	4	5	6	7
8	9	10	11	12	13	14
15	16	17	18	19	20	21
22	23	24	25	26	27	28

TARN'TERA

1	2	3	4	5	6	7
8	9	10	11	12	13	14
15	16	17	18	19	20	21
22	23	24	25	26	27	28

ADNAR'KERZ

1	2	3	4	5	6	7
8	9	10	11	12	13	14
15	16	17	18	19	20	21
22	23	24	25	26	27	28

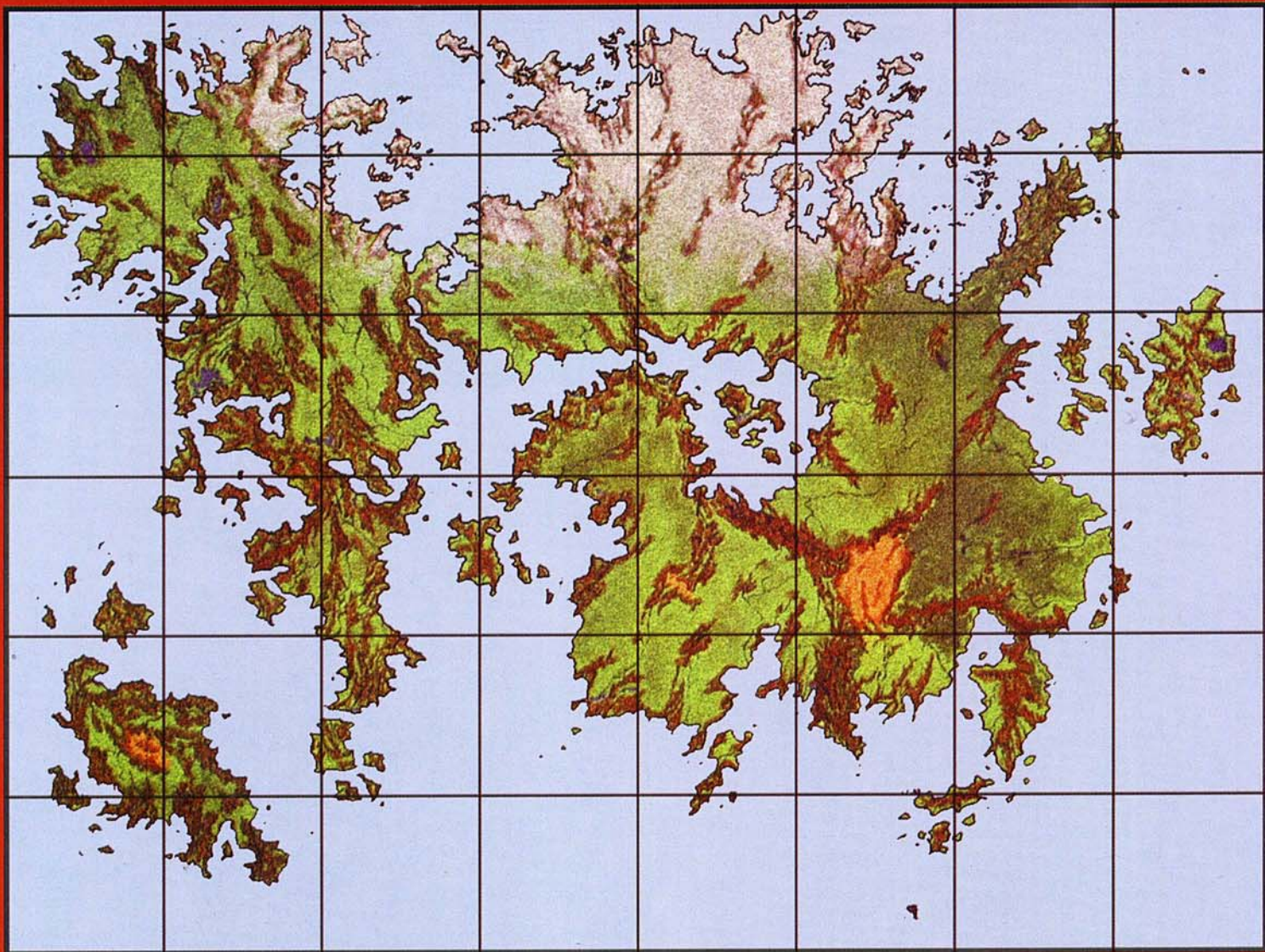
KRAS'KERZ

1	2	3	4	5	6	7
8	9	10	11	12	13	14
15	16	17	18	19	20	21
22	23	24	25	26	27	28

FRETA'KERZ

1	2	3	4	5	6	7
8	9	10	11	12	13	14
15	16	17	18	19	20	21
22	23	24	25	26	27	28

NOTES:



Keep track of your campaign with this handy tool. Packed with useful resources, this invaluable compilation of worksheets is a fantastic way to protect yourself during HackMaster Association audits. Never fumble for notes at the table again. With the GameMaster's Campaign Record, they'll all be right at your fingertips. Here's some of what you get:

- Honor award worksheet
- Fame award worksheet
- Player performance rating worksheet
- Alignment graph and party alignment determination worksheet
- Supplemental experience point award worksheet
- Hireling loyalty tracking worksheet
- Non-player character log and full NPC record sheet
- Player character registries
- Campaign details log
- Travel and events log
- Encounter log
- Campaign award log
- Magic item log
- Generic battle sheet including a listing of each armor type with hit point check boxes for each AC.
- A listing and explanation of popular holidays on Aldrazar
- A 14-month calendar for Garweeze Wurd (a.k.a. Aldrazar) including a yearly summary

